


Unveiling the Enigmatic Steel Ball Tube: A Timeless Classic in the Realm of Magic



Mysterious Steel Ball & Tube (Modern Classics Of Magic Book 1) by Justin M. Monehen

★★★★★ 5 out of 5

Language : English
File size : 4825 KB
Text-to-Speech : Enabled
Screen Reader : Supported
Enhanced typesetting : Enabled
Print length : 67 pages
Lending : Enabled



: The Allure of Timeless Magic

The world of magic holds an undeniable allure, captivating our imaginations and transporting us to realms of wonder. Amidst the vast array of illusions, few tricks have stood the test of time with the same grace and charm as the Steel Ball Tube. This modern classic has delighted audiences for generations, leaving them spellbound by its captivating performance. Join us as we delve into the fascinating history, variations, and enchanting performance of this beloved magic trick, exploring the secrets behind its timeless appeal.

Origins: A Legacy of Illusion

The Steel Ball Tube traces its roots to the late 19th century, when it was first introduced as a close-up magic trick. Over the years, it has evolved

into a versatile illusion, captivating audiences in both intimate and grand settings. The earliest versions of the Steel Ball Tube featured a simple cylindrical tube made of metal or wood, within which a solid steel ball was magically vanished, only to reappear in the magician's hand or elsewhere.

Variations: A Symphony of Illusions

The Steel Ball Tube has inspired countless variations, each adding a unique twist to the classic performance. Some variations conceal the ball within a secret compartment within the tube, while others utilize gimmicked balls that can vanish or change color at the magician's command. The floating ball illusion, a mesmerizing offshoot of the Steel Ball Tube, showcases a ball that appears to levitate within the tube, defying gravity and adding an ethereal touch to the performance.

Performance: The Art of Deception

The captivating performance of the Steel Ball Tube lies in its ability to create an illusion of impossibility. The magician begins by showing the audience an empty tube and a solid steel ball. The ball is placed inside the tube, and with a wave of the hand or a magical incantation, it vanishes into thin air. The magician then produces the ball from an unexpected location, such as their own pocket or the audience's hand.


Secrets: Unveiling the Mystery

The secret behind the Steel Ball Tube lies in a combination of clever mechanics and misdirection. The tube often contains a hidden compartment or trap door that allows the magician to secretly remove the ball during the performance. The use of gimmicked balls, such as hollow

balls or magnetic balls, further enhances the illusion by allowing the ball to vanish or move in unexpected ways.

: Enduring Enchantment

The Steel Ball Tube remains a timeless classic in the realm of magic, captivating audiences with its simplicity, versatility, and enduring enchantment. Its variations and secrets have been passed down through generations of magicians, each adding their own unique touch to this beloved illusion. As long as the desire for wonder and amazement endures, the Steel Ball Tube will continue to captivate and inspire, reminding us of the boundless possibilities of the magical arts.




Mysterious Steel Ball & Tube (Modern Classics Of Magic Book 1) by Justin M. Monehen

★★★★★ 5 out of 5


Language : English
File size : 4825 KB
Text-to-Speech : Enabled
Screen Reader : Supported
Enhanced typesetting : Enabled
Print length : 67 pages
Lending : Enabled





Friend Indeed One: A Comprehensive Guide to the Essential Companion

In the tapestry of human existence, friendship stands as an indispensable thread, connecting hearts and enriching lives. Friend Indeed One is a revolutionary platform that...



Chinese Cut Paper Animal Designs: A Tapestry of Tradition and Symbolism

The art of Chinese cut paper animals is a captivating tradition that has graced Chinese culture for centuries. These intricate and vibrant...