


Exploring Landscape in Pastels: A Painter's Diary

Pastel painting is a medium that captivates with its vibrant colors, velvety textures, and ability to capture the ephemeral beauty of nature. Landscape painting, in particular, offers a unique opportunity to translate the nuances of our surroundings onto canvas or paper. In this article, we'll embark on a journey through the techniques and inspirations of landscape pastel painting, drawing from the insights of renowned pastel artists and my own experiences as a plein air painter.



Exploring Landscape in Pastels: A Painter's Diary

by Jeneane Lunn

★★★★☆ 4.8 out of 5

Language : English

File size : 90911 KB

Screen Reader : Supported

Print length : 176 pages

Lending : Enabled



Capturing Light and Atmosphere

Light and atmosphere are the lifeblood of any landscape painting. In pastels, the interplay of light and shadow creates a sense of depth and realism. To capture the subtle gradations of light, it's crucial to observe the scene closely and identify the areas of highest contrast.

One effective technique is to squint your eyes, which helps simplify the scene and focus on the main light sources. Pay attention to the direction of the light and how it affects the colors and shapes around it. Warm colors, such as reds and oranges, tend to advance in the foreground, while cool colors, like blues and greens, recede into the background.

Another key aspect of capturing atmosphere is to consider the time of day. Dawn and dusk offer the most dramatic lighting conditions, casting long shadows and creating a sense of mystery. Midday light, on the other hand, can be more challenging to render, but it presents opportunities for creating vibrant contrasts and textures.

Developing Depth and Perspective

Creating depth and perspective in a pastel landscape is essential for bringing the scene to life. One way to achieve this is through the use of aerial perspective. This technique involves gradually changing the colors and values of objects as they recede into the distance. Distant objects appear lighter, cooler, and less distinct, while foreground objects are darker, warmer, and more detailed.

Another technique for creating depth is through the use of overlapping shapes. By placing objects in front of and behind each other, you can create a sense of space and recession. Consider the relative sizes and proportions of objects to enhance the illusion of depth.

Plein Air Pastel Painting

Plein air painting, or painting outdoors, is an immersive experience that allows artists to capture the fleeting beauty of nature firsthand. When

painting en plein air, it's important to be prepared for the changing conditions of light and weather.

Choose a location that inspires you and set up your easel in a shaded area if possible. Start by making a quick sketch to capture the overall composition. As you work, pay close attention to the colors and values of the scene, and don't be afraid to experiment with different strokes and techniques.

Plein air painting can be challenging, but it's also incredibly rewarding. The act of immersing yourself in the elements and capturing the essence of a landscape is an experience that few other mediums can match.

Tips and Tricks for Pastel Landscape Painting

1. Use a variety of pastel sticks to create different textures and effects.
2. Experiment with blending and layering pastels to achieve smooth transitions and depth.
3. Pay attention to the direction of your strokes to create a sense of movement and texture.
4. Use masking fluid to protect areas of the painting that you don't want to pastel over.
5. Fix your pastel paintings with a fixative to prevent smudging and preserve their vibrancy.

Inspiration from Master Pastel Artists

Throughout history, numerous pastel artists have created breathtaking landscape paintings that continue to inspire contemporary artists. Here are

a few notable examples:

- Edgar Degas is known for his vibrant and expressive pastel landscapes, which often captured the movement and atmosphere of ballet dancers and horse races.
- Mary Cassatt is another renowned pastel artist who specialized in painting intimate scenes of women and children. Her landscapes often feature soft, muted colors and a sense of tranquility.
- Pierre-Auguste Renoir is famous for his luminous and atmospheric landscapes, which were influenced by the Impressionist movement.

Studying the works of master pastel artists can provide valuable insights into the techniques and approaches that have stood the test of time.

Exploring landscape in pastels is a journey that offers endless possibilities for artistic expression. By understanding the fundamental principles of light, atmosphere, depth, and perspective, and drawing inspiration from master pastel artists, you can unlock the full potential of this versatile medium. Whether you're a seasoned plein air painter or just starting your journey with pastels, I encourage you to embrace the beauty and challenges of landscape painting. With practice and dedication, you too can create stunning pastel landscapes that capture the essence of the world around you.

Exploring Landscape in Pastels: A Painter's Diary


by Jeneane Lunn

★★★★☆ 4.8 out of 5

Language : English

File size : 90911 KB

Screen Reader : Supported




Print length : 176 pages

Lending : Enabled


FREE

DOWNLOAD E-BOOK



Friend Indeed One: A Comprehensive Guide to the Essential Companion

In the tapestry of human existence, friendship stands as an indispensable thread, connecting hearts and enriching lives. Friend Indeed One is a revolutionary platform that...



Chinese Cut Paper Animal Designs: A Tapestry of Tradition and Symbolism

The art of Chinese cut paper animals is a captivating tradition that has graced Chinese culture for centuries. These intricate and vibrant...