


Chinese Cut Paper Designs: A Journey into the Art of Paper Cutting

The art of Chinese cut paper designs is a captivating tradition that has flourished for centuries. These intricate and beautiful designs, known as "jianzhi" in Chinese, are created by cutting intricate patterns into a single sheet of paper. From delicate snowflakes to elaborate tableaux, Chinese cut paper designs showcase the skill and creativity of their creators.



Chinese Cut-Paper Designs (Dover Pictorial Archive)

by Theodore Menten

★★★★☆ 4.2 out of 5

Language : English

File size : 18140 KB

Text-to-Speech : Enabled

Screen Reader : Supported

Enhanced typesetting: Enabled

Print length : 97 pages

Lending : Enabled



History of Chinese Cut Paper Designs

The origins of Chinese cut paper designs can be traced back to the Han Dynasty (206 BCE - 220 CE). During this period, paper was first invented in China, and it quickly became a popular medium for decorative arts. Early cut paper designs were simple and often used to create auspicious symbols such as dragons and phoenixes.

Throughout the centuries, the art of paper cutting evolved and became more sophisticated. By the Tang Dynasty (618-907 CE), paper cutting had become an established art form, and skilled artisans were creating complex and intricate designs.

Techniques of Chinese Cut Paper Designs

Creating Chinese cut paper designs requires patience, precision, and a steady hand. The process typically involves the following steps:

- **Selecting the paper:** The best paper for cut paper designs is thin and pliable, such as rice paper or Xuan paper.
- **Folding the paper:** The paper is folded multiple times to create a symmetrical design. The number of folds depends on the desired pattern.
- **Cutting the paper:** Using a sharp knife or scissors, the artist carefully cuts out the design, following the lines of the folded paper.
- **Unfolding the paper:** Once the design has been cut, the paper is unfolded to reveal the intricate pattern.

Significance of Chinese Cut Paper Designs

Chinese cut paper designs have a variety of cultural and symbolic meanings. These designs are often used to:

- **Decorate homes and temples:** Cut paper designs are used to adorn windows, doors, and other surfaces, bringing beauty and good fortune to the space.

- **Celebrate festivals and events:** Cut paper designs are used to create festive decorations for Chinese New Year, the Mid-Autumn Festival, and other important occasions.
- **Wish for good luck and prosperity:** Certain patterns and symbols in cut paper designs are believed to bring good luck, wealth, and happiness.
- **Preserve traditions and folklore:** Cut paper designs often depict traditional Chinese stories and legends, helping to preserve cultural heritage.

Exquisite Patterns of Chinese Cut Paper Designs

Chinese cut paper designs are characterized by their intricate and beautiful patterns. These patterns often feature:

- **Symmetrical designs:** Cut paper designs are typically symmetrical, with the pattern repeated on both sides of a central axis.
- **Floral motifs:** Flowers, such as peonies, lotus, and chrysanthemums, are common motifs in cut paper designs.
- **Animal motifs:** Animals, such as dragons, phoenixes, and birds, are also popular subjects of cut paper designs.
- **Auspicious symbols:** Cut paper designs often incorporate auspicious symbols, such as the "double happiness" character or the "longevity knot."

Preserving the Art of Chinese Cut Paper Designs

In recent years, there has been a growing interest in preserving the art of Chinese cut paper designs. This has led to the establishment of workshops

and classes where people can learn the traditional techniques of this art form.

Additionally, museums and galleries are showcasing exhibitions of Chinese cut paper designs, raising awareness of this unique and beautiful tradition.

Chinese cut paper designs are a captivating art form that has captured the imaginations of people for centuries. These intricate and beautiful designs are a testament to the skill and creativity of their creators. From simple snowflakes to elaborate tableaux, Chinese cut paper designs continue to inspire and delight people around the world.


As we move forward, it is important to preserve and promote this traditional art form so that future generations can continue to appreciate its beauty and significance.

Image Gallery





A delicate Chinese cut paper design featuring a beautiful floral motif.



Chinese Cut-Paper Designs (Dover Pictorial Archive)

by Theodore Menten

★★★★☆ 4.2 out of 5

Language : English
File size : 18140 KB
Text-to-Speech : Enabled
Screen Reader : Supported
Enhanced typesetting : Enabled
Print length : 97 pages
Lending : Enabled


FREE

DOWNLOAD E-BOOK



Friend Indeed One: A Comprehensive Guide to the Essential Companion

In the tapestry of human existence, friendship stands as an indispensable thread, connecting hearts and enriching lives. Friend Indeed One is a revolutionary platform that...



Chinese Cut Paper Animal Designs: A Tapestry of Tradition and Symbolism

The art of Chinese cut paper animals is a captivating tradition that has graced Chinese culture for centuries. These intricate and vibrant...